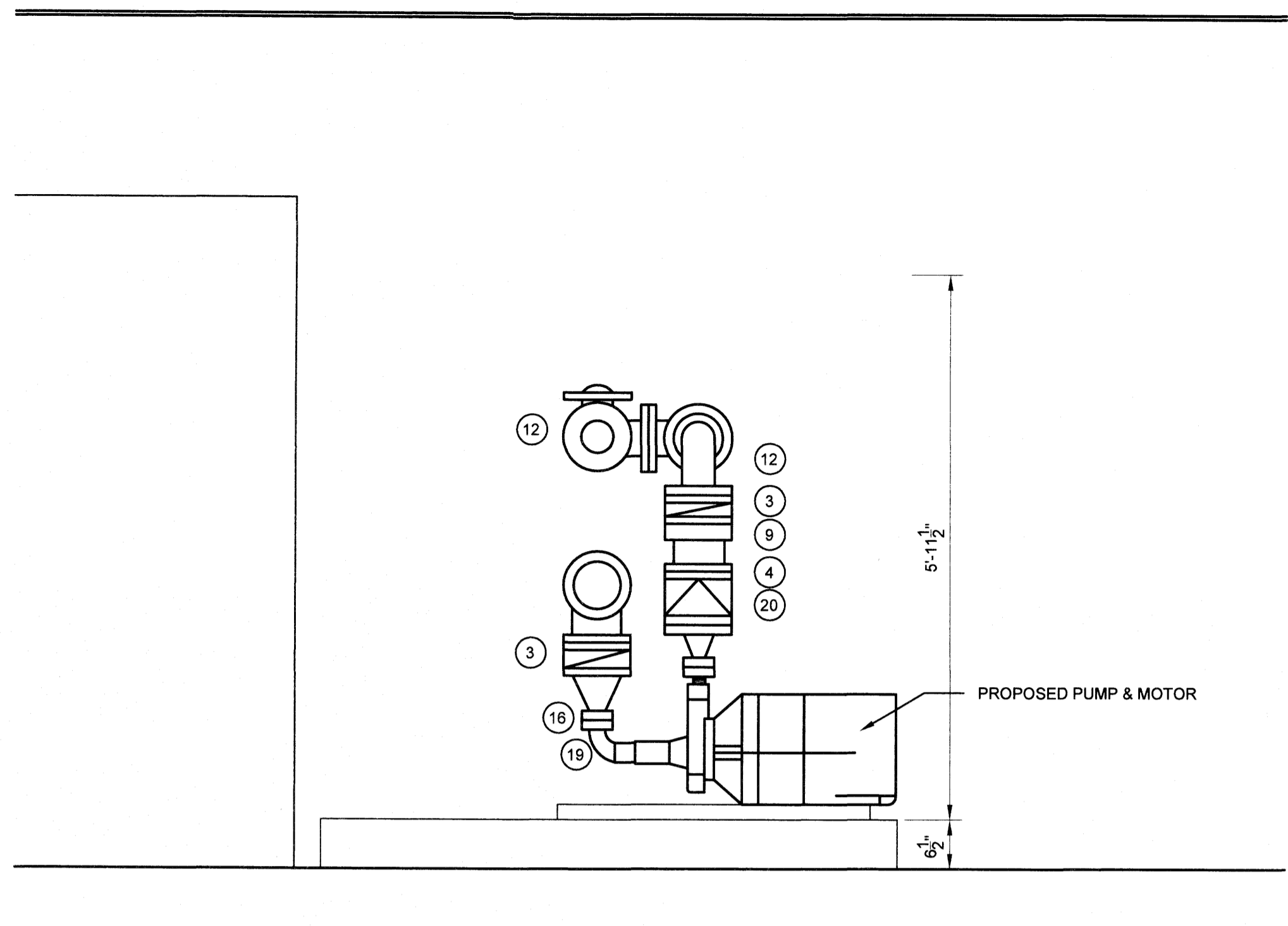
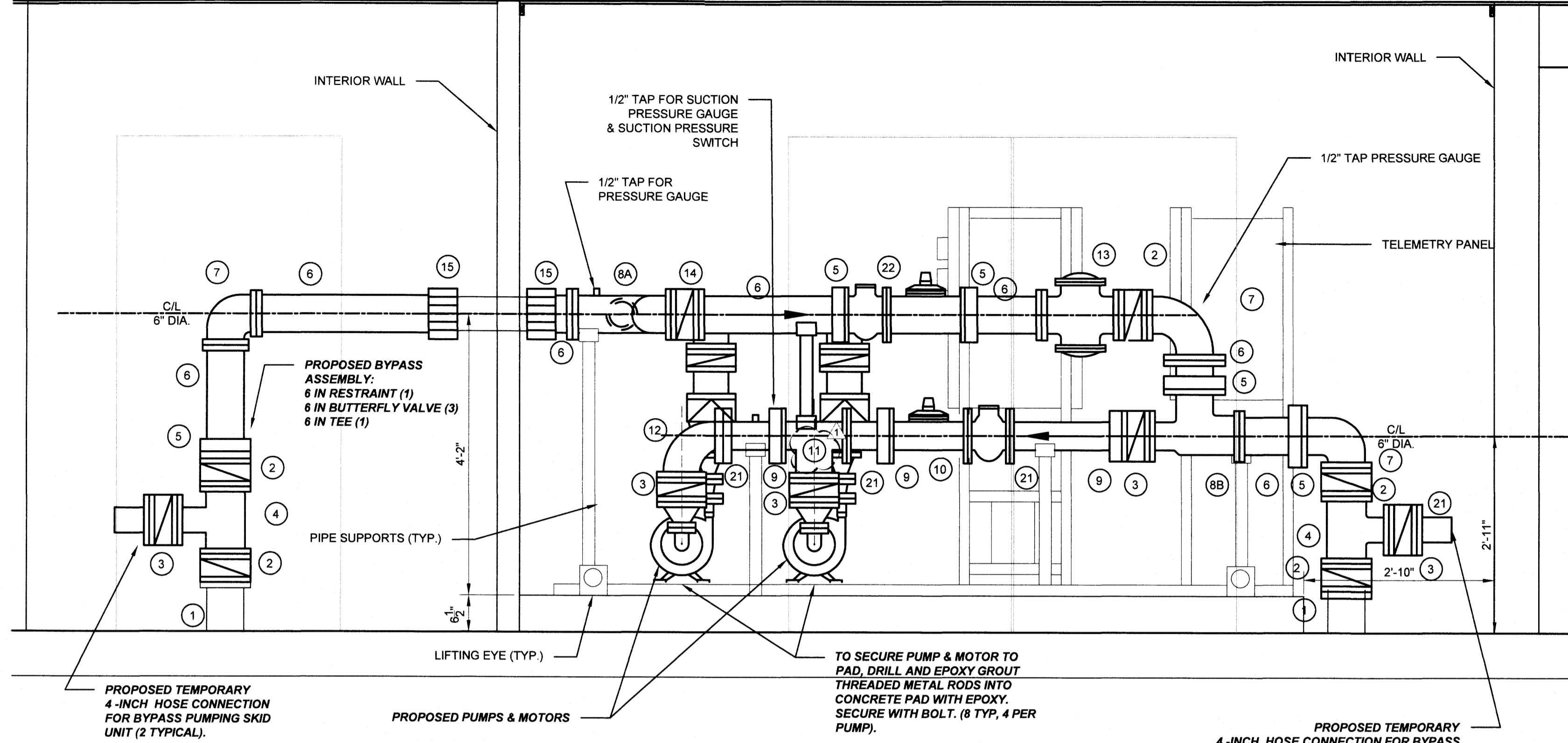


1 2 3 4 5 6

E
D
C
B
A



C2 PROPOSED PROFILE VIEW B-B
SCALE: 3/4"=1'



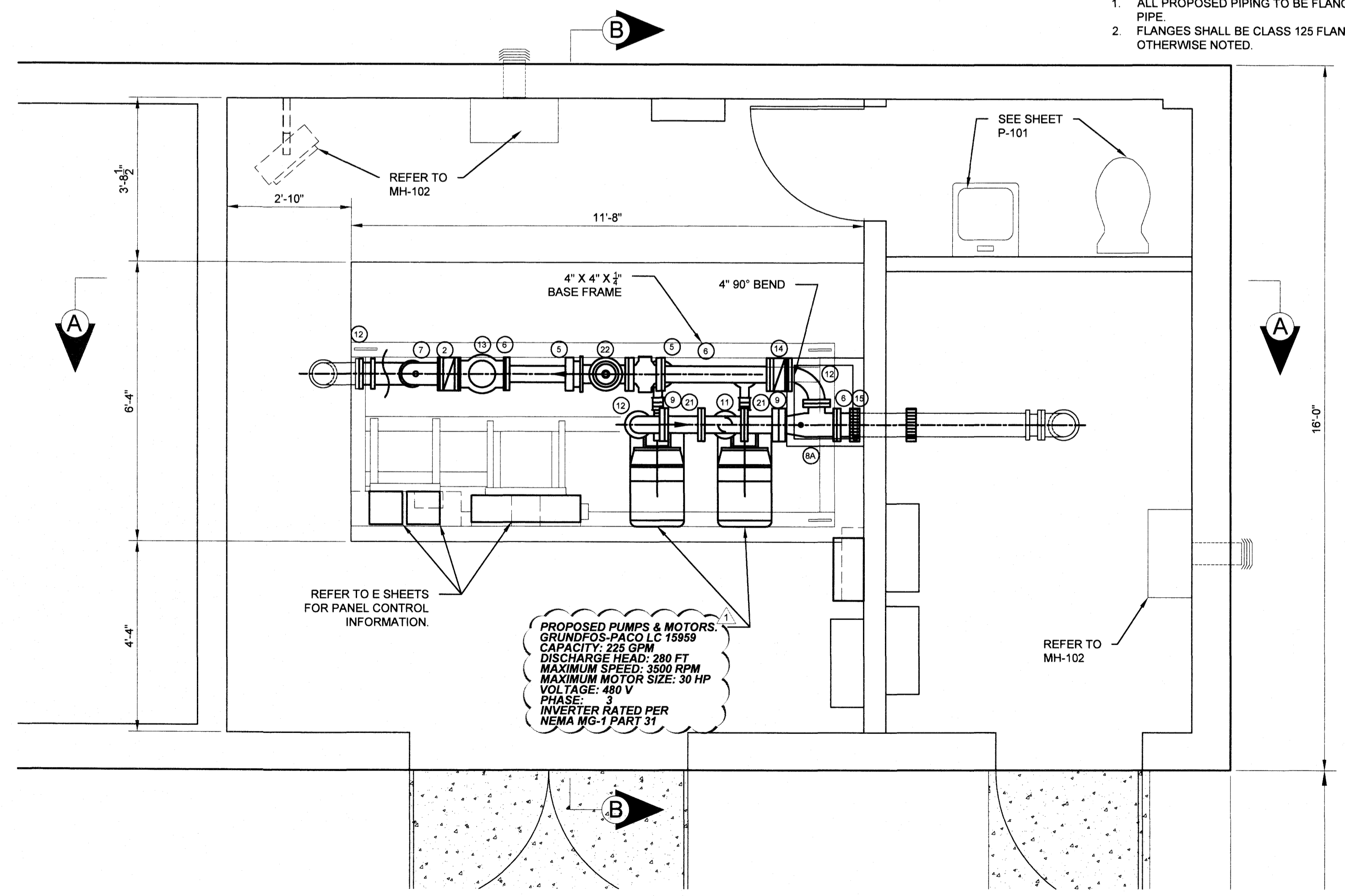
C4 PROPOSED PROFILE VIEW A-A
SCALE: 3/4"=1'

- NOTES:
1. ALL PROPOSED PIPING TO BE FLANGED DUCTILE IRON PIPE.
 2. FLANGES SHALL BE CLASS 125 FLANGED UNLESS OTHERWISE NOTED.

- NOTES:
- SEE SPECIFICATION SECTION 432114 FOR BYPASS PUMP REQUIREMENTS
- ADJUSTED MATERIAL SCHEDULE CALL-OUTS

PROPOSED 4 & 6 IN MAIN FEED PIPE MATERIAL SCHEDULE		
ITEM CALLOUT	DESCRIPTION	MANUFACTURER
1	EXISTING 6" PIPE	
2	6" BUTTERFLY VALVE	PRATT MODEL 2FII HAND WHEEL OPERATED
3	4" BUTTERFLY VALVE	PRATT MODEL 2FII HAND WHEEL OPERATED
4	6"x6"x4" TEE FLxFL	
5	6" FLANGED COUPLING ADAPTER	EBAA IRON MEGAFLANGE SERIES 2100
6	6" PIPE SPOOL PIECE FLxPE	
7	6" 90° BEND FLxFL	
8A	6"x4"x4" TEE FLxFLxFL	
8B	6"x6"x4" TEE FLxFLxFL	6"x4" RUN 6" BRANCH
9	4" FLANGED COUPLING ADAPTER	EBAA IRON MEGAFLANGE SERIES 2100
10	4" TURBO METER WITH STRAINER	NEPTUNE HP TURBINE METER WITH STRAINER
11	4"x4"x4" TEE FLxFLxFL	
12	4" 90° BEND FLxFL	
13	6" GLOBE PRESSURE REDUCING VALVE	ROSS VALVE MODEL 42 WR FIG 14
14	6" BUTTERFLY VALVE	PRATT MODEL 2FII POWERED AUCTIONATOR
15	6" RESTRAINED COUPLING	EBAA IRON MEGA COUPLING 3808
16	2"x4" REDUCER FLxFL	
17	2"x1 1/2" REDUCER FLxFL	
18	1 1/2" NPT FITTINGS AS REQUIRED	
19	2" NPT FITTINGS AS REQUIRED	
20	4" WAFER CHECK VALVE	GA INDUSTRIES SILENT WAFER, FIG 290
21	4" PIPE SPOOL PIECE	
22	6" TURBO METER W/STRAINER	

NOTE: SUPPLY TWO VALVES



A2 PROPOSED PLAN VIEW
SCALE: 1/2"=1'

1 2 3 4 5 6

I:\031515\1_0136_SNI Pump Station Renovations\008 Working Drawings\Discipline\M-Mechanical\M-08 CLEAR CREEK MECHANICAL PROPOSED PLAN.dwg 7/20/16 10:46:42 AM

Nussbaumer & Clarke, Inc.
ENGINEERS AND SURVEYORS
3556 Lake Shore Road, Suite 600 | Buffalo, NY 14219
(716) 827-8000 | (716) 826-7588 fax
www.nussbaumer.com
Erie | Niagara | Chautauque | Cattaraugus

**SENECA NATION OF INDIANS
GATES & PINWOOD PUMP
STATION IMPROVEMENTS**

**GATES MECHANICAL
PROPOSED PLAN**

REVISIONS	DATE	DESCRIPTION
No. 1	7/20/16	COMMENTS PER SNI
No. 2	7/29/16	ADDENDUM #1

NUSSBAUMER & CLARKE, INC.
A CORPORATION REGISTERED TO
PRACTICE PROFESSIONAL ENGINEERING
& LAND SURVEYING IN THE
STATE OF NEW YORK

CERTIFICATE No. 0227

INCORPORATED
SEAL
1933
BUFFALO, N.Y.

UNAUTHORIZED ALTERATION OR
ADDITION TO THIS ENGINEERING
DRAWING IS A VIOLATION OF
SECTION 7209, PROVISION 2 OF THE
NEW YORK STATE EDUCATION LAW.

PROJECT NUMBER	15J1-0136
DATE	JUNE 2016
DRAWN BY	SLK
DESIGNED BY	SLK
CHECKED BY	BJF/MAN
APPROVED BY	MAN
SCALE	AS NOTED
DRAWING No.	10 OF 21

M-104